

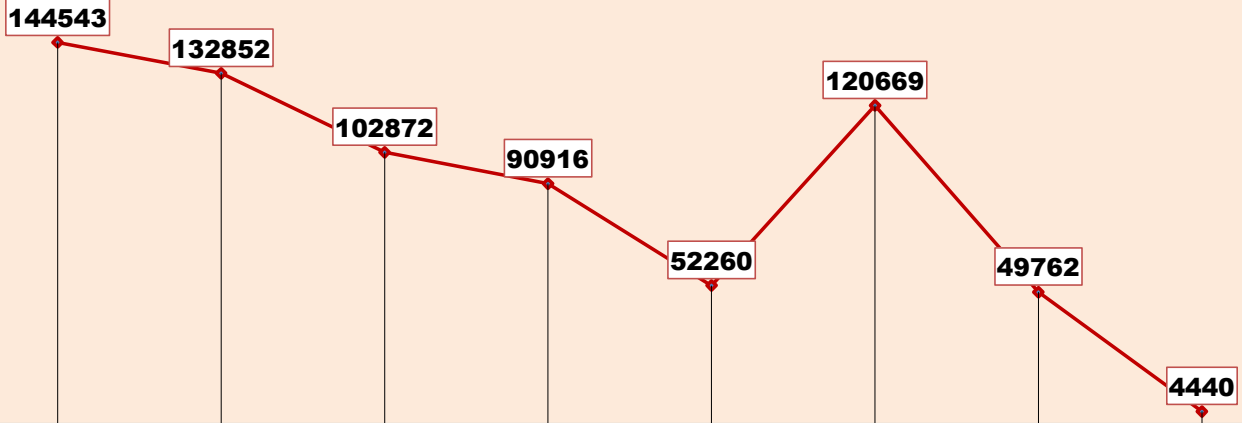


# ग्रामीण गृहनिर्माण

दैनिक प्रगती अहवाल : २८.१०.२०२३

प्रधानमंत्री आवास योजना ग्रामीण – मंजूरी, पूर्ण घरकुले, हप्ते वितरण, भूमिहीन, आर्थिकदृष्ट्या अपूर्ण  
राज्य पुरस्कृत ग्रामीण आवास योजना – मंजूरी, पूर्ण घरकुले, हप्ते वितरण, आर्थिकदृष्ट्या अपूर्ण

योजना	एकूण मंजूरी	दैनिक मंजूरी	एकूण पूर्ण	दैनिक पूर्ण घरकुले	दैनिक पहिला हप्ता वितरित	दैनिक दुसरा हप्ता वितरित	दैनिक तिसरा हप्ता वितरित
प्रधानमंत्री आवास योजना ग्रामीण	१३८४८८९	०	११९०४३१	३००	६९	२३०	३३७
राज्य योजना	६३६६०१	११३३	४५१९८२	३२७	८५	२९	५४
एकूण	२०२१४९०	११३३	१६४२४१३	६२७	१५४	२५९	३९१



पहिला हप्ता मिळाल्यानंतर ३ महिने उलटूनही अपूर्ण घरकुले

पहिला हप्ता मिळाल्यानंतर ६ महिने उलटूनही अपूर्ण घरकुले

पहिला हप्ता मिळाल्यानंतर ९ महिने उलटूनही अपूर्ण घरकुले

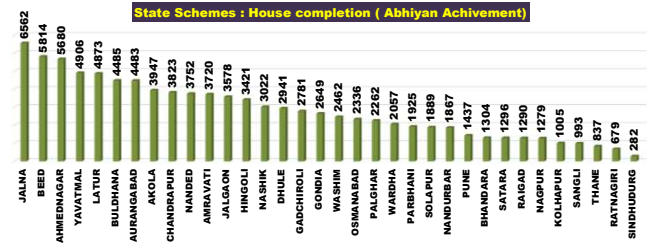
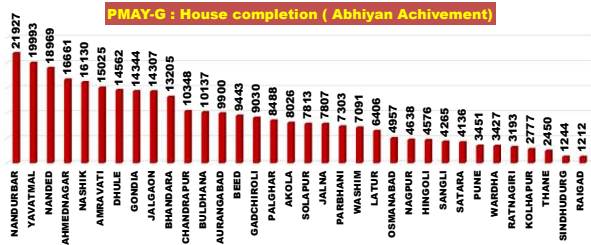
पहिला हप्ता मिळाल्यानंतर १२ महिने उलटूनही अपूर्ण घरकुले

पहिला हप्ता मिळाल्यानंतर १८ महिने उलटूनही अपूर्ण घरकुले

पहिला हप्ता मिळाल्यानंतर १० दिवसानंतरही दुसरा हप्ता न मिळालेली घरकुले

दुसरा हप्ता मिळाल्यानंतर १० दिवसानंतरही तिसरा हप्ता न मिळालेली घरकुले

तिसरा हप्ता मिळाल्यानंतर १० दिवसानंतरही अपूर्ण घरांची संख्या

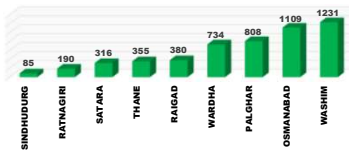


राज्य व्यवस्थापन कक्ष- ग्रामीण गृहनिर्माण

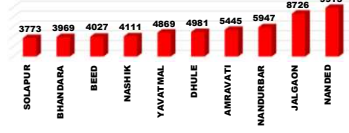
४ था मजला, दक्षिण कक्ष, सिडको भवन, सीबीडी बेलापूर, नवी मुंबई - ४०० ६१४.

# Top and Bottom Ten Districts

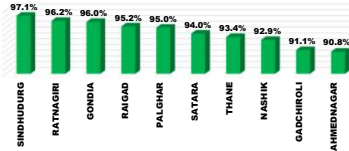
PMAY-G Delayed Houses TOP 10 Dist.



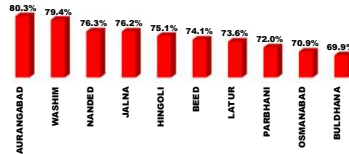
PMAY-G Delayed Houses Bottom 10 Dist.



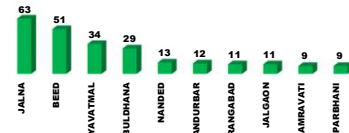
PMAY-G Completion TOP 10 Dist.



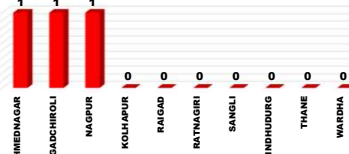
PMAY-G Completion Bottom 10 Dist.



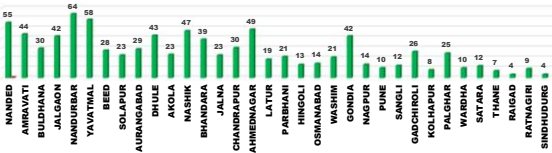
PMAY-G Daily Completion Top 10 Dist.



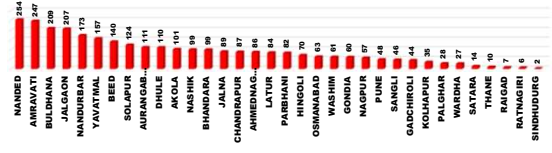
PMAY-G Daily Completion Bottom 10 Dist.



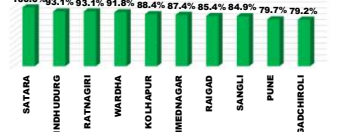
PMAY-G : Current Pace of Completion Per Day (Abhiyan)



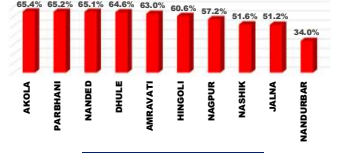
PMAY-G Required Pace of Completion Per Day



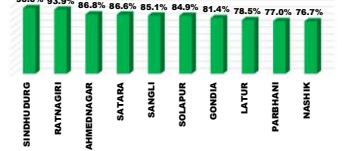
State Schemes Sanction TOP 10 Dist.



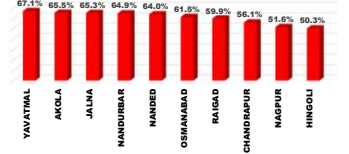
State Schemes Sanction Bottom 10 Dist.



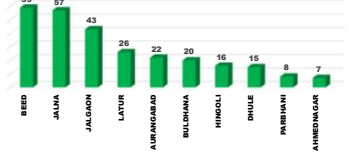
State Schemes Completion TOP 10 Dist.



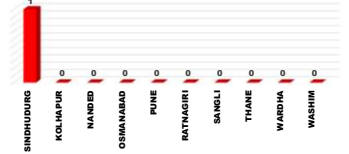
State Schemes Completion Bottom 10 Dist.



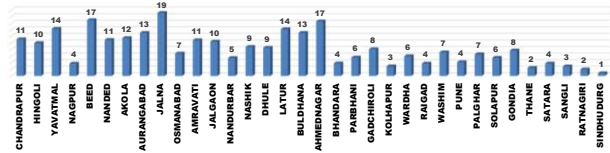
State Schemes Daily Completion Top 10 Dist.



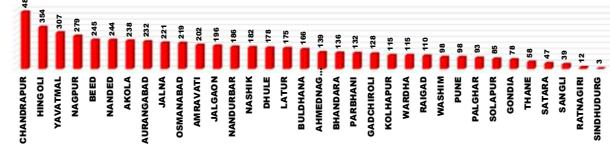
State Schemes Daily Completion Bottom 10 Dist.



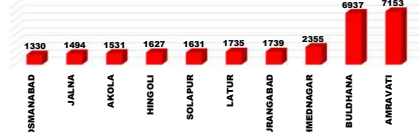
State Schemes : Current Pace of Completion Per Day (Abhiyan)



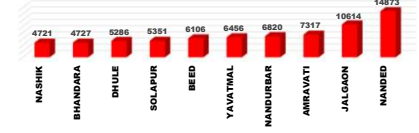
State Schemes Required Pace of Completion Per Day



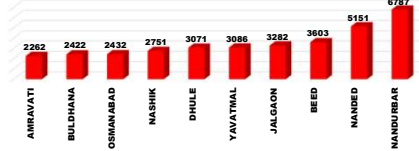
PMAY-G Remaining 1st Installments Bottom 10 Dist.



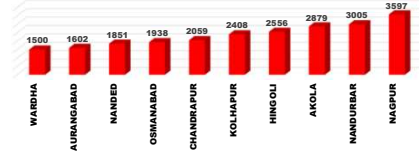
PMAY-G Remaining 2nd Installments Bottom 10 Dist.



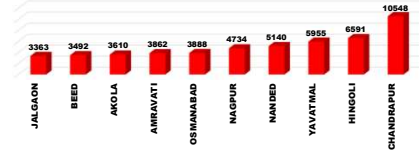
PMAY-G Remaining 3rd Installments Bottom 10 Dist.



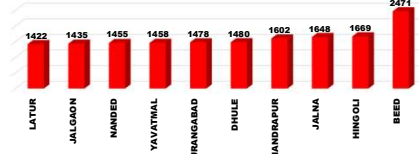
State Schemes Remaining 1st Installments Bottom 10 Dist.



State Schemes Remaining 2nd Installments Bottom 10 Dist.



State Schemes Remaining 3rd Installments Bottom 10 Dist.



प्रधानमंत्री आवास योजना ग्रामीण - मंजूरी (PWL+Awaas Plus)

Sr. No.	Division	Target (PWL+Awaas Plus)	27.10.2023	28.10.2023	Weekly Achievement	Remaining
1	NASHIK DIV.	411628	410358	410347	0	1281
2	AMRAVATI DIV.	268849	267163	267109	0	1740
3	AURANGABAD DIV.	235039	234104	234064	0	975
4	NAGPUR DIV.	288048	287099	287052	0	996
5	KONKAN DIV.	69464	69392	69387	0	77
6	PUNE DIV.	119286	116945	116930	0	2356
	<b>Total</b>	<b>1392314</b>	<b>1385061</b>	<b>1384889</b>	<b>0</b>	<b>7425</b>


Sr. No.	District	Target (PWL+Awaas Plus)	27.10.2023	28.10.2023	Daily Achievement	Remaining
1	AKOLA	48114	47610	47610	0	504
2	AMRAVATI	92900	92480	92480	0	420
3	AURANGABAD	36139	36139	36139	0	0
4	BEED	34798	34654	34654	0	144
5	BHANDARA	63798	63548	63548	0	250
6	BULDHANA	44667	44561	44561	0	106
7	DHULE	64639	64625	64625	0	14
8	GADCHIROLI	31616	31607	31607	0	9
9	GONDIA	95889	95769	95769	0	120
10	JALGAON	78445	77443	77443	0	1002
11	JALNA	24022	24021	24021	0	1
12	KOLHAPUR	17179	17069	17069	0	110
13	NANDED	68726	68535	68535	0	191
14	NASHIK	89303	89280	89280	0	23
15	OSMANABAD	14101	13738	13738	0	363
16	PALGHAR	35188	35184	35184	0	4
17	PUNE	19274	19145	19145	0	129
18	SATARA	14484	14378	14378	0	106
19	SINDHUDURG	5095	5070	5070	0	25
20	SOLAPUR	47023	45636	45636	0	1387
21	THANE	9572	9570	9570	0	2
22	WARDHA	17856	17683	17683	0	173
23	WASHIM	19357	19018	19018	0	339
24	AHMEDNAGAR	60457	60274	60273	-1	184
25	LATUR	20368	20230	20229	-1	139
26	RATNAGIRI	9790	9773	9772	-1	18
27	RAIGAD	9819	9795	9791	-4	28
28	NAGPUR	36457	36172	36163	-9	294
29	NANDURBAR	118784	118736	118726	-10	58
30	SANGLI	21326	20717	20702	-15	624
31	PARBHANI	18802	18735	18719	-16	83
32	HINGOLI	18083	18052	18029	-23	54
33	CHANDRAPUR	42432	42320	42282	-38	150
34	YAVATMAL	63811	63494	63440	-54	371
	<b>Total</b>	<b>1392314</b>	<b>1385061</b>	<b>1384889</b>	<b>0</b>	<b>7425</b>

प्रधानमंत्री आवास योजना - ग्रामीण : भूमिहीन लाभार्थी अहवाल

Sr. No.	District	Google Sheet Report			AwaasSoft Report			
		Total Landless	Provided land	Remaining	Landless beneficiaries tagged in AwaasSoft	Landless beneficiaries provided land	Remaining Landless	Remaining Tag (provided land)
1	DHULE	18	18	0	19	19	0	-1
2	GADCHIROLI	9	9	0	9	9	0	0
3	GONDIA	2450	2450	0	2452	2324	128	126
4	KOLHAPUR	257	257	0	244	228	16	29
5	NANDURBAR	0	0	0	0	0	0	0
6	PALGHAR	11	11	0	11	11	0	0
7	RAIGAD	6	6	0	6	6	0	0
8	RATNAGIRI	23	23	0	23	23	0	0
9	SINDHUDURG	420	420	0	416	416	0	4
10	THANE	110	81	29	116	60	56	21
11	NANDED	354	322	32	361	263	98	59
12	SATARA	789	731	58	795	638	157	93
13	BEED	212	125	87	354	66	288	59
14	SANGLI	310	216	94	292	139	153	77
15	NASHIK	1680	1513	167	1708	1426	282	87
16	WARDHA	2097	1914	183	2227	1912	315	2
17	PARBHANI	307	63	244	280	77	203	-14
18	PUNE	2056	1681	375	2051	866	1185	815
19	BHANDARA	4814	4410	404	4814	4493	321	-83
20	CHANDRAPUR	2377	1944	433	2422	1755	667	189
21	NAGPUR	4411	3845	566	4379	3579	800	266
22	WASHIM	2577	1791	786	2611	1481	1130	310
23	HINGOLI	1713	796	917	1709	466	1243	330
24	JALNA	1359	406	953	1373	85	1288	321
25	LATUR	2178	1194	984	2166	809	1357	385
26	OSMANABAD	2085	1075	1010	2060	102	1958	973
27	YAVATMAL	2979	1944	1035	3067	1960	1107	-16
28	JALGAON	22530	21460	1070	22262	20639	1623	821
29	AKOLA	6530	5400	1130	6526	5386	1140	14
30	AURANGABAD	3266	1700	1566	3155	1805	1350	-105
31	SOLAPUR	5816	4126	1690	5403	3945	1458	181
32	AHMEDNAGAR	7528	5256	2272	7673	5130	2543	126
33	BULDHANA	15254	9712	5542	15672	9591	6081	121
34	AMRAVATI	20602	13802	6800	20202	13643	6559	159
	<b>Total</b>	<b>117128</b>	<b>88701</b>	<b>28427</b>	<b>116858</b>	<b>83352</b>	<b>33506</b>	<b>5568</b>

## प्रधानमंत्री आवास योजना ग्रामीण - पूर्ण घरकूले

Sr. No.	Division	Sanction	27.10.2023	28.10.2023	Daily Achivement	Remaining	Completed & verified	Remaining verified
1	<b>AURANGABAD DIV.</b>	<b>234064</b>	<b>176765</b>	<b>176922</b>	<b>157</b>	<b>57142</b>	<b>168778</b>	<b>8144</b>
2	<b>AMRAVATI DIV.</b>	<b>267109</b>	<b>217350</b>	<b>217429</b>	<b>79</b>	<b>49680</b>	<b>209635</b>	<b>7794</b>
3	<b>NASHIK DIV.</b>	<b>410347</b>	<b>367066</b>	<b>367101</b>	<b>35</b>	<b>43246</b>	<b>347360</b>	<b>19741</b>
4	<b>PUNE DIV.</b>	<b>116930</b>	<b>99851</b>	<b>99864</b>	<b>13</b>	<b>17066</b>	<b>96198</b>	<b>3666</b>
5	<b>NAGPUR DIV.</b>	<b>287052</b>	<b>263107</b>	<b>263120</b>	<b>13</b>	<b>23932</b>	<b>254999</b>	<b>8121</b>
6	<b>KONKAN DIV.</b>	<b>69387</b>	<b>65992</b>	<b>65995</b>	<b>3</b>	<b>3392</b>	<b>64017</b>	<b>1978</b>
<b>Total</b>		<b>1384889</b>	<b>1190131</b>	<b>1190431</b>	<b>300</b>	<b>194458</b>	<b>1140987</b>	<b>49444</b>



प्रधानमंत्री आवास योजना ग्रामीण - पूर्ण घरकूले

Sr. No.	District	Sanction	27.10.2023	28.10.2023	Daily Achivement	Remaining	Completed & verified	Remaining verified
1	JALNA	24021	18250	18313	63	5708	17409	904
2	BEED	34654	25620	25671	51	8983	24223	1448
3	YAVATMAL	63440	53367	53401	34	10039	50364	3037
4	BULDHANA	44561	31129	31158	29	13403	29654	1504
5	NANDED	68535	52266	52279	13	16256	50562	1717
6	NANDURBAR	118726	107645	107657	12	11069	97241	10416
7	AURANGABAD	36139	29021	29032	11	7107	27508	1524
8	JALGAON	77443	64214	64225	11	13218	62455	1770
9	AMRAVATI	92480	76641	76650	9	15830	74679	1971
10	PARBHANI	18719	13467	13476	9	5243	13006	470
11	DHULE	64625	57549	57557	8	7068	53972	3585
12	SOLAPUR	45636	37713	37721	8	7915	36487	1234
13	BHANDARA	63548	57211	57217	6	6331	54705	2512
14	AKOLA	47610	41119	41123	4	6487	40374	749
15	HINGOLI	18029	13530	13534	4	4495	13070	464
16	LATUR	20229	14876	14880	4	5349	14462	418
17	GONDIA	95769	91919	91922	3	3847	91359	563
18	NASHIK	89280	82918	82921	3	6359	79733	3188
19	PALGHAR	35184	33416	33419	3	1765	32323	1096
20	SATARA	14378	13508	13511	3	867	13109	402
21	WASHIM	19018	15094	15097	3	3921	14564	533
22	CHANDRAPUR	42282	36685	36687	2	5595	35529	1158
23	OSMANABAD	13738	9735	9737	2	4001	8538	1199
24	PUNE	19145	16059	16061	2	3084	14990	1071
25	AHMEDNAGAR	60273	54740	54741	1	5532	53959	782
26	GADCHIROLI	31607	28796	28797	1	2810	26489	2308
27	NAGPUR	36163	32530	32531	1	3632	31420	1111
28	KOLHAPUR	17069	14839	14839	0	2230	14519	320
29	RAIGAD	9791	9322	9322	0	469	9055	267
30	RATNAGIRI	9772	9397	9397	0	375	9201	196
31	SANGLI	20702	17732	17732	0	2970	17093	639
32	SINDHUDURG	5070	4921	4921	0	149	4851	70
33	THANE	9570	8936	8936	0	634	8587	349
34	WARDHA	17683	15966	15966	0	1717	15497	469
Total		1384889	1190131	1190431	300	194458	1140987	49444

राज्यपुरस्कृत आवास योजना ग्रामीण - मंजूरी

Sr. No.	Division	Target	27.10.2023	28.10.2023	Daily Achivement	Sanction %	Remaining	Sanction State Rank
1	AMRAVATI DIV.	157836	108201	109102	901	69.1%	48734	4
2	NAGPUR DIV.	164085	116531	116721	190	71.1%	47364	3
3	AURANGABAD DIV.	273260	183388	183418	30	67.1%	89842	6
4	KONKAN DIV.	44680	35809	35817	8	80.2%	8863	1
5	NASHIK DIV.	207158	124204	124208	4	60.0%	82950	5
6	PUNE DIV.	79408	67335	67335	0	84.8%	12073	2
	<b>Total</b>	<b>926427</b>	<b>635468</b>	<b>636601</b>	<b>1133</b>	<b>68.7%</b>	<b>289826</b>	

Sr. No.	District	Target	27.10.2023	28.10.2023	Daily Achivement	Sanction %	Remaining	Sanction State Rank
1	AKOLA	34781	21835	22734	899	65.4%	12047	27
2	BHANDARA	22211	17428	17559	131	79.1%	4652	13
3	LATUR	35747	26851	26877	26	75.2%	8870	21
4	WARDHA	14707	13469	13495	26	91.8%	1212	4
5	CHANDRAPUR	54555	36389	36413	24	66.7%	18142	31
6	RAIGAD	10569	9022	9030	8	85.4%	1539	6
7	NAGPUR	33291	19038	19045	7	57.2%	14246	29
8	OSMANABAD	24177	18755	18759	4	77.6%	5418	17
9	NANDURBAR	51420	17463	17466	3	34.0%	33954	34
10	GADCHIROLI	20609	16325	16327	2	79.2%	4282	11
11	YAVATMAL	41980	30848	30850	2	73.5%	11130	23
12	JALGAON	34417	25795	25796	1	75.0%	8621	20
13	AHMEDNAGAR	39938	34895	34895	0	87.4%	5043	15
14	AMRAVATI	36242	22845	22845	0	63.0%	13397	28
15	AURANGABAD	36954	25710	25710	0	69.6%	11244	25
16	BEED	33057	26182	26182	0	79.2%	6875	18
17	BULDHANA	28967	20983	20983	0	72.4%	7984	19
18	DHULE	31453	20308	20308	0	64.6%	11145	24
19	GONDIA	18712	13882	13882	0	74.2%	4830	14
20	HINGOLI	38798	23529	23529	0	60.6%	15269	30
21	JALNA	41057	21029	21029	0	51.2%	20028	32
22	KOLHAPUR	16830	14882	14882	0	88.4%	1948	7
23	NANDED	34410	22399	22399	0	65.1%	12011	26
24	NASHIK	49930	25743	25743	0	51.6%	24187	33
25	PALGHAR	16073	11748	11748	0	73.1%	4325	12
26	PARBHANI	29060	18933	18933	0	65.2%	10127	22
27	PUNE	17336	13821	13821	0	79.7%	3515	9
28	RATNAGIRI	7197	6697	6697	0	93.1%	500	3
29	SANGLI	10132	8604	8604	0	84.9%	1528	5
30	SATARA	11532	11532	11532	0	100.0%	0	1
31	SINDHUDURG	2267	2110	2110	0	93.1%	157	2
32	SOLAPUR	23578	18496	18496	0	78.4%	5082	16
33	THANE	8574	6232	6232	0	72.7%	2342	8
34	WASHIM	15866	11690	11690	0	73.7%	4176	10
	<b>Total</b>	<b>926427</b>	<b>635468</b>	<b>636601</b>	<b>1133</b>	<b>68.7%</b>	<b>289826</b>	

राज्यपुरस्कृत आवास योजना ग्रामीण - प्रलंबीत मंजूरी

Sr. No.	Division	रमाई आवास योजना	शबरी आवास योजना	आदीम आवास योजना	पारधी आवास योजना	य.च.मु.व योजना	पुण्यश्लोक अहिल्यादेवी होळकर धरकूल योजना	एकूण
1	KONKAN DIV.	1463	7350	25	3	22	0	8863
2	PUNE DIV.	8906	2928	4	55	20	160	12073
3	NAGPUR DIV.	26314	19603	82	2	1347	16	47364
4	AMRAVATI DIV.	29095	18647	136	9	802	45	48734
5	NASHIK DIV.	21438	61404	61	18	0	29	82950
6	AURANGABAD DIV.	60092	26217	238	26	2383	886	89842
	<b>Total</b>	<b>147308</b>	<b>136149</b>	<b>546</b>	<b>113</b>	<b>4574</b>	<b>1136</b>	<b>289826</b>

Sr. No.	District	रमाई आवास योजना	शबरी आवास योजना	आदीम आवास योजना	पारधी आवास योजना	य.च.मु.व योजना	पुण्यश्लोक अहिल्यादेवी होळकर धरकूल योजना	एकूण
1	SATARA	0	0	0	0	0	0	0
2	SINDHUDURG	127	14	16	0	0	0	157
3	RATNAGIRI	393	84	0	1	22	0	500
4	WARDHA	506	704	2	0	0	0	1212
5	SANGLI	1486	30	0	12	0	0	1528
6	RAIGAD	523	1014	0	2	0	0	1539
7	KOLHAPUR	1753	35	0	0	0	160	1948
8	THANE	321	2015	6	0	0	0	2342
9	PUNE	854	2623	4	14	20	0	3515
10	WASHIM	2922	1216	0	0	0	38	4176
11	GADCHIROLI	1075	3181	26	0	0	0	4282
12	PALGHAR	99	4223	3	0	0	0	4325
13	BHANDARA	3144	1445	0	0	62	1	4652
14	GONDIA	3245	1570	0	0	0	15	4830
15	AHMEDNAGAR	2655	2388	0	0	0	0	5043
16	SOLAPUR	4813	240	0	29	0	0	5082
17	OSMANABAD	3687	194	0	0	1537	0	5418
18	BEED	5571	1298	0	6	0	0	6875
19	BULDHANA	5765	2212	0	0	0	7	7984
20	JALGAON	3566	5024	0	2	0	29	8621
21	LATUR	7086	933	0	4	14	833	8870
22	PARBHANI	7664	2219	0	0	196	48	10127
23	YAVATMAL	5756	4597	136	1	640	0	11130
24	DHULE	3859	7286	0	0	0	0	11145
25	AURANGABAD	7149	4089	0	6	0	0	11244
26	NANDED	5154	6611	238	8	0	0	12011
27	AKOLA	9424	2622	0	1	0	0	12047
28	AMRAVATI	5228	8000	0	7	162	0	13397
29	NAGPUR	12086	2156	0	0	4	0	14246
30	HINGOLI	6818	8451	0	0	0	0	15269
31	CHANDRAPUR	6258	10547	54	2	1281	0	18142
32	JALNA	16963	2422	0	2	636	5	20028
33	NASHIK	10412	13708	61	6	0	0	24187
34	NANDURBAR	946	32998	0	10	0	0	33954
	<b>Total</b>	<b>147308</b>	<b>136149</b>	<b>546</b>	<b>113</b>	<b>4574</b>	<b>1136</b>	<b>289826</b>



राज्यपुरस्कृत आवास योजना ग्रामीण - पूर्ण घरकूले

Sr. No.	Division	Sanction	27.10.2023	28.10.2023	Daily Achivement	Completion %	Remaining	To be Completed in Per Day till 30.11.23
1	AURANGABAD DIV.	183418	123084	123272	188	67.2%	60146	1823
2	NASHIK DIV.	124208	95075	95145	70	76.6%	29063	881
3	AMRAVATI DIV.	109102	75685	75718	33	69.4%	33384	1012
4	NAGPUR DIV.	116721	76416	76438	22	65.5%	40283	1221
5	PUNE DIV.	67335	54676	54685	9	81.2%	12650	383
6	KONKAN DIV.	35817	26719	26724	5	74.6%	9093	276
	<b>Total</b>	<b>636601</b>	<b>451655</b>	<b>451982</b>	<b>327</b>	<b>71.0%</b>	<b>184619</b>	<b>5595</b>

Sr. No.	District	Sanction	27.10.2023	28.10.2023	Daily Achivement	Completion %	Remaining	To be Completed in Per Day till 30.11.23
1	BEED	26182	18038	18097	59	69.1%	8085	245
2	JALNA	21029	13674	13731	57	65.3%	7298	221
3	JALGAON	25796	19300	19343	43	75.0%	6453	196
4	LATUR	26877	21077	21103	26	78.5%	5774	175
5	AURANGABAD	25710	18034	18056	22	70.2%	7654	232
6	BULDHANA	20983	15491	15511	20	73.9%	5472	166
7	HINGOLI	23529	11827	11843	16	50.3%	11686	354
8	DHULE	20308	14415	14430	15	71.1%	5878	178
9	PARBHANI	18933	14565	14573	8	77.0%	4360	132
10	AHMEDNAGAR	34895	30299	30306	7	86.8%	4589	139
11	AMRAVATI	22845	16174	16181	7	70.8%	6664	202
12	GONDIA	13882	11293	11299	6	81.4%	2583	78
13	SATARA	11532	9981	9987	6	86.6%	1545	47
14	BHANDARA	17559	13070	13075	5	74.5%	4484	136
15	CHANDRAPUR	36413	20423	20428	5	56.1%	15985	484
16	GADCHIROLI	16327	12085	12090	5	74.0%	4237	128
17	YAVATMAL	30850	20699	20704	5	67.1%	10146	307
18	NANDURBAR	17466	11329	11332	3	64.9%	6134	186
19	SOLAPUR	18496	15702	15705	3	84.9%	2791	85
20	NASHIK	25743	19732	19734	2	76.7%	6009	182
21	PALGHAR	11748	8690	8692	2	74.0%	3056	93
22	RAIGAD	9030	5408	5410	2	59.9%	3620	110
23	AKOLA	22734	14880	14881	1	65.5%	7853	238
24	NAGPUR	19045	9834	9835	1	51.6%	9210	279
25	SINDHUDURG	2110	2025	2026	1	96.0%	84	3
26	KOLHAPUR	14882	11084	11084	0	74.5%	3798	115
27	NANDED	22399	14341	14341	0	64.0%	8058	244
28	OSMANABAD	18759	11528	11528	0	61.5%	7231	219
29	PUNE	13821	10586	10586	0	76.6%	3235	98
30	RATNAGIRI	6697	6288	6288	0	93.9%	409	12
31	SANGLI	8604	7323	7323	0	85.1%	1281	39
32	THANE	6232	4308	4308	0	69.1%	1924	58
33	WARDHA	13495	9711	9711	0	72.0%	3784	115
34	WASHIM	11690	8441	8441	0	72.2%	3249	98
	<b>Total</b>	<b>636601</b>	<b>451655</b>	<b>451982</b>	<b>327</b>	<b>71.0%</b>	<b>184619</b>	<b>5595</b>

राज्य योजना अपूर्ण घरकुले

Sr. No.	Division	रमाई आवास योजना	शबरी आवास योजना	आदीम आवास योजना	पारधी आवास योजना	व.च.मु.व योजना	पुण्यश्लोक अहिल्यादेवी होळकर घरकुल योजना	एकूण
1	KONKAN DIV.	979	7685	411	0	6	12	9093
2	PUNE DIV.	10565	1564	56	55	52	358	12650
3	NASHIK DIV.	10976	17665	25	112	122	163	29063
4	AMRAVATI DIV.	17762	11638	2100	185	1619	80	33384
5	NAGPUR DIV.	11587	22644	784	21	5226	21	40283
6	AURANGABAD DIV.	48202	9513	42	61	2029	299	60146
	<b>Total</b>	<b>100071</b>	<b>70709</b>	<b>3418</b>	<b>434</b>	<b>9054</b>	<b>933</b>	<b>184619</b>

Sr. No.	District	रमाई आवास योजना	शबरी आवास योजना	आदीम आवास योजना	पारधी आवास योजना	व.च.मु.व योजना	पुण्यश्लोक अहिल्यादेवी होळकर घरकुल योजना	एकूण
1	SINDHUDURG	83	1	0	0	0	0	84
2	RATNAGIRI	379	20	4	0	6	0	409
3	SANGLI	1271	7	0	3	0	0	1281
4	SATARA	1491	30	0	0	24	0	1545
5	THANE	237	1517	170	0	0	0	1924
6	GONDIA	1242	1341	0	0	0	0	2583
7	SOLAPUR	2703	69	0	8	11	0	2791
8	PALGHAR	65	2888	103	0	0	0	3056
9	PUNE	1689	1446	56	44	0	0	3235
10	WASHIM	2332	914	0	2	0	1	3249
11	RAIGAD	215	3259	134	0	0	12	3620
12	WARDHA	1481	2060	242	1	0	0	3784
13	KOLHAPUR	3411	12	0	0	17	358	3798
14	GADCHIROLI	1289	2675	273	0	0	0	4237
15	PARBHANI	2922	996	0	0	240	202	4360
16	BHANDARA	2166	1098	0	0	1199	21	4484
17	AHMEDNAGAR	2498	2056	0	15	20	0	4589
18	BULDHANA	4376	1000	0	17	0	79	5472
19	LATUR	5605	116	0	0	53	0	5774
20	DHULE	2096	3667	0	13	102	0	5878
21	NASHIK	2381	3577	25	26	0	0	6009
22	NANDURBAR	927	5207	0	0	0	0	6134
23	JALGAON	3074	3158	0	58	0	163	6453
24	AMRAVATI	3102	3420	0	28	114	0	6664
25	OSMANABAD	6884	145	0	41	161	0	7231
26	JALNA	5553	67	0	6	1575	97	7298
27	AURANGABAD	6356	1292	0	6	0	0	7654
28	AKOLA	5819	2008	0	26	0	0	7853
29	NANDED	7605	411	42	0	0	0	8058
30	BEED	7653	424	0	8	0	0	8085
31	NAGPUR	783	8416	0	6	5	0	9210
32	YAVATMAL	2133	4296	2100	112	1505	0	10146
33	HINGOLI	5624	6062	0	0	0	0	11686
34	CHANDRAPUR	4626	7054	269	14	4022	0	15985
	<b>Total</b>	<b>100071</b>	<b>70709</b>	<b>3418</b>	<b>434</b>	<b>9054</b>	<b>933</b>	<b>184619</b>

प्रधानमंत्री आवास योजना ग्रामीण - हप्ते वितरण

Sr. No.	Division	1st Installment (Daily Achivement)	1st Installment Remaining	2nd Installment (Daily Achivement)	2nd Installment Remaining	3rd Installment (Daily Achivement)	3rd Installment Remaining
1	AURANGABAD DIV.	2	10491	134	39746	116	19715
2	AMRAVATI DIV.	26	17769	54	24754	83	10774
3	NASHIK DIV.	32	4737	24	30341	71	17679
4	PUNE DIV.	6	2746	12	11747	29	4883
5	NAGPUR DIV.	3	3066	6	17027	37	7359
6	KONKAN DIV.	0	144	0	2478	1	1779
	<b>Total</b>	<b>69</b>	<b>38953</b>	<b>230</b>	<b>126093</b>	<b>337</b>	<b>62189</b>

Sr. No.	District	1st Installment (Daily Achivement)	1st Installment Remaining	2nd Installment (Daily Achivement)	2nd Installment Remaining	3rd Installment (Daily Achivement)	3rd Installment Remaining
1	NANDED	0	1064	78	14873	32	5151
2	BEED	0	1214	36	6106	55	3603
3	JALGAON	31	1197	13	10614	38	3282
4	AMRAVATI	8	7153	16	7317	30	2262
5	LATUR	2	1735	15	2966	19	1421
6	AKOLA	11	1531	14	4213	9	1508
7	YAVATMAL	0	1213	9	6456	19	3086
8	SATARA	5	83	6	522	15	424
9	AHMEDNAGAR	0	2355	9	2900	15	1788
10	WASHIM	6	935	9	2463	9	1496
11	BULDHANA	1	6937	6	4305	16	2422
12	BHANDARA	1	454	2	4727	14	1157
13	HINGOLI	0	1627	4	2381	10	1111
14	SOLAPUR	1	1631	6	5351	7	1967
15	NASHIK	1	367	2	4721	9	2751
16	CHANDRAPUR	0	675	0	3558	10	1470
17	GONDIA	0	664	2	2889	7	1689
18	NANDURBAR	0	659	0	6820	9	6787
19	NAGPUR	2	788	1	2649	5	900
20	KOLHAPUR	0	278	0	1669	4	702
21	PUNE	0	639	0	2068	3	794
22	GADCHIROLI	0	194	1	1975	0	1608
23	PARBHANI	0	288	1	3903	0	1930
24	SINDHUDURG	0	4	0	117	1	97
25	WARDHA	0	291	0	1229	1	535
26	AURANGABAD	0	1739	0	4247	0	1856
27	DHULE	0	159	0	5286	0	3071
28	JALNA	0	1494	0	2895	0	2211
29	OSMANABAD	0	1330	0	2375	0	2432
30	PALGHAR	0	44	0	1321	0	904
31	RAIGAD	0	8	0	399	0	301
32	RATNAGIRI	0	52	0	235	0	210
33	THANE	0	36	0	406	0	267
34	SANGLI	-25	115	0	2137	0	996
	<b>Total</b>	<b>69</b>	<b>38953</b>	<b>230</b>	<b>126093</b>	<b>337</b>	<b>62189</b>

राज्यपुरस्कृत आवास योजना ग्रामीण - हप्ते वितरण

Sr. No.	Division	1st Installment (Daily Achievement)	1st Installment Remaining	2nd Installment (Daily Achievement)	2nd Installment Remaining	3rd Installment (Daily Achievement)	3rd Installment Remaining
1	AURANGABAD DIV.	31	11774	20	30657	52	12270
2	AMRAVATI DIV.	38	6390	8	17002	0	5038
3	NAGPUR DIV.	13	9206	0	22131	0	4102
4	PUNE DIV.	2	4077	1	4825	1	1834
5	NASHIK DIV.	1	5504	0	12133	0	5841
6	KONKAN DIV.	0	2101	0	3984	1	1263
	<b>Total</b>	<b>85</b>	<b>39052</b>	<b>29</b>	<b>90732</b>	<b>54</b>	<b>30348</b>

Sr. No.	District	1st Installment (Daily Achievement)	1st Installment Remaining	2nd Installment (Daily Achievement)	2nd Installment Remaining	3rd Installment (Daily Achievement)	3rd Installment Remaining
1	HINGOLI	23	2556	4	6591	36	1669
2	AMRAVATI	38	858	6	3862	0	1003
3	AURANGABAD	1	1602	10	3052	5	1478
4	CHANDRAPUR	13	2059	0	10548	0	1602
5	NANDED	0	1851	4	5140	7	1455
6	JALNA	7	1209	0	3221	0	1648
7	PARBHANI	0	696	1	2676	4	936
8	KOLHAPUR	0	2408	1	972	1	231
9	SOLAPUR	2	532	0	1252	0	552
10	YAVATMAL	0	1169	2	5955	0	1458
11	BEED	0	1042	1	3492	0	2471
12	JALGAON	1	638	0	3363	0	1435
13	THANE	0	721	0	813	1	145
14	AHMEDNAGAR	0	280	0	2653	0	1228
15	AKOLA	0	2879	0	3610	0	1011
16	BHANDARA	0	1154	0	2055	0	354
17	BULDHANA	0	593	0	1989	0	950
18	DHULE	0	191	0	2653	0	1480
19	GADCHIROLI	0	499	0	1807	0	976
20	GONDIA	0	397	0	1264	0	513
21	LATUR	0	880	0	2597	0	1422
22	NAGPUR	0	3597	0	4734	0	407
23	NANDURBAR	0	3005	0	1005	0	788
24	NASHIK	0	1390	0	2459	0	910
25	OSMANABAD	0	1938	0	3888	0	1191
26	PALGHAR	0	62	0	1571	0	573
27	PUNE	0	761	0	1252	0	456
28	RAIGAD	0	1265	0	1436	0	461
29	RATNAGIRI	0	51	0	111	0	71
30	SANGLI	0	221	0	568	0	250
31	SATARA	0	155	0	781	0	345
32	SINDHUDURG	0	2	0	53	0	13
33	WARDHA	0	1500	0	1723	0	250
34	WASHIM	0	891	0	1586	0	616
	<b>Total</b>	<b>85</b>	<b>39052</b>	<b>29</b>	<b>90732</b>	<b>54</b>	<b>30348</b>

राज्य योजना: पहिला हप्ता प्रलंबीत

Sr. No.	Division	रमाई आवास योजना	शबरी आवास योजना	आदीम आवास योजना	पारधी आवास योजना	य.च.मु.व योजना	पुण्यश्लोक अहिल्यादेवी होळकर धरकुल योजना	एकूण
1	KONKAN DIV.	111	1963	27	0	0	0	2101
2	PUNE DIV.	3356	615	7	15	13	71	4077
3	NASHIK DIV.	518	4914	0	5	28	39	5504
4	AMRAVATI DIV.	3616	1931	145	18	679	1	6390
5	NAGPUR DIV.	1999	5882	176	2	1146	1	9206
6	AURANGABAD DIV.	8694	2175	13	21	665	206	11774
	<b>Total</b>	<b>18294</b>	<b>17480</b>	<b>368</b>	<b>61</b>	<b>2531</b>	<b>318</b>	<b>39052</b>

Sr. No.	District	रमाई आवास योजना	शबरी आवास योजना	आदीम आवास योजना	पारधी आवास योजना	य.च.मु.व योजना	पुण्यश्लोक अहिल्यादेवी होळकर धरकुल योजना	एकूण
1	SINDHUDURG	2	0	0	0	0	0	2
2	RATNAGIRI	50	1	0	0	0	0	51
3	PALGHAR	2	57	3	0	0	0	62
4	SATARA	146	4	0	0	5	0	155
5	DHULE	45	138	0	0	8	0	191
6	SANGLI	217	4	0	0	0	0	221
7	AHMEDNAGAR	132	126	0	2	20	0	280
8	GONDIA	184	213	0	0	0	0	397
9	GADCHIROLI	143	335	21	0	0	0	499
10	SOLAPUR	517	8	0	1	6	0	532
11	BULDHANA	254	338	0	0	0	1	593
12	JALGAON	254	342	0	3	0	39	638
13	PARBHANI	187	184	0	0	123	202	696
14	THANE	24	681	16	0	0	0	721
15	PUNE	142	598	7	14	0	0	761
16	AMRAVATI	293	543	0	3	19	0	858
17	LATUR	811	16	0	0	53	0	880
18	WASHIM	682	209	0	0	0	0	891
19	BEED	913	123	0	6	0	0	1042
20	BHANDARA	966	87	0	0	100	1	1154
21	YAVATMAL	4	346	145	14	660	0	1169
22	JALNA	757	9	0	1	438	4	1209
23	RAIGAD	33	1224	8	0	0	0	1265
24	NASHIK	73	1317	0	0	0	0	1390
25	WARDHA	384	977	139	0	0	0	1500
26	AURANGABAD	1200	399	0	3	0	0	1602
27	NANDED	1746	92	13	0	0	0	1851
28	OSMANABAD	1861	15	0	11	51	0	1938
29	CHANDRAPUR	247	749	16	1	1046	0	2059
30	KOLHAPUR	2334	1	0	0	2	71	2408
31	HINGOLI	1219	1337	0	0	0	0	2556
32	AKOLA	2383	495	0	1	0	0	2879
33	NANDURBAR	14	2991	0	0	0	0	3005
34	NAGPUR	75	3521	0	1	0	0	3597
	<b>Total</b>	<b>18294</b>	<b>17480</b>	<b>368</b>	<b>61</b>	<b>2531</b>	<b>318</b>	<b>39052</b>

## प्रधानमंत्री आवास योजना ग्रामीण - Delayed Houses

■ पहिला हप्ता मिळाल्यानंतर १२ महिने उलटूनही अपूर्ण घरकुले
 ■ पहिला हप्ता मिळाल्यानंतर १८ महिने उलटूनही अपूर्ण घरकुले
 ■ पहिला हप्ता मिळाल्यानंतर २० दिवसानंतरही दुसरा हप्ता न मिळालेले घरकुले
 ■ दुसरा हप्ता मिळाल्यानंतर २० दिवसानंतरही तिसरा हप्ता न मिळालेले घरकुले
 ■ तिसरा हप्ता मिळाल्यानंतर २० दिवसानंतरही अपूर्ण घरांची संख्या

जिल्हा	पहिला हप्ता मिळाल्यानंतर १२ महिने उलटूनही अपूर्ण घरकुले	पहिला हप्ता मिळाल्यानंतर १८ महिने उलटूनही अपूर्ण घरकुले	पहिला हप्ता मिळाल्यानंतर २० दिवसानंतरही दुसरा हप्ता न मिळालेले घरकुले	दुसरा हप्ता मिळाल्यानंतर २० दिवसानंतरही तिसरा हप्ता न मिळालेले घरकुले	तिसरा हप्ता मिळाल्यानंतर २० दिवसानंतरही अपूर्ण घरांची संख्या
AHMEDNAGAR	1967	1151	2856	1550	16
AKOLA	2557	2010	3652	1110	29
AMRAVATI	5445	3594	7019	1795	229
AURANGABAD	2984	1372	4003	1349	123
BEED	4027	1225	5909	2343	107
BHANDARA	3969	2297	4160	818	236
BULDHANA	2692	1196	4108	1877	313
CHANDRAPUR	2593	1410	3462	1306	476
DHULE	4981	2444	5266	2394	218
GADCHIROLI	1824	1211	1956	1496	141
GONDIA	1426	1119	2832	1455	148
HINGOLI	1566	494	2322	837	39
JALGAON	8726	5424	10483	2532	139
JALNA	2043	710	2770	1687	131
KOLHAPUR	1515	837	1622	557	26
LATUR	1585	510	2930	1103	64
NAGPUR	2048	1712	2536	811	60
NANDED	9915	6615	14367	3772	30
NANDURBAR	5947	3076	6764	6013	652
NASHIK	4111	2855	4627	2392	241
OSMANABAD	1109	505	1858	2195	4
PALGHAR	808	257	1336	837	112
PARBHANI	1545	527	3798	1443	31
PUNE	1608	1077	1970	672	65
RAIGAD	380	303	395	281	15
RATNAGIRI	190	20	228	196	25
SANGLI	1992	1441	2088	683	73
SATARA	316	165	498	323	47
SINDHUDURG	85	32	116	95	7
SOLAPUR	3773	2887	4792	1318	44
THANE	355	105	417	232	51
WARDHA	734	544	1095	497	57
WASHIM	1231	606	2249	1155	19
YAVATMAL	4869	2529	6185	2638	472